


GREAT OUTDOOR DESIGN IDEAS

NORTHWEST HOMES


MAY 2009

Outdoor Living

THREE TERRIFIC TAKES ON OUTDOOR LIVING
ROOMS THAT ARE ENJOYABLE YEAR-ROUND



nwhomemag.com



HOT OUTDOOR
FURNITURE

A PETITE PATIO
MAKEOVER

OPEN HOUSE:
A NATURAL BEAUTY
IN THE CASCADES

GARDEN VIEW

TURNING A RARELY USED SPACE INTO AN ALL-SEASON AL FRESCO LIVING ROOM

BY JENNIFER SCHAEFER

JESSE NICKERSON PHOTOGRAPHY

The dropped cedar soffit was designed to conceal the infrared heat panels and lighting track and also houses recessed lights.



Seattle architect Suzanne Zahr Fleming is no stranger to the Bellevue family, or their 1949 residence on Lake Washington, for whom she designed this fabulous four-seasons terrace: She has worked with the family on several previous remodels, including a kitchen and family-room revamp (both featured in *Northwest Home*). This time, she was tasked with matching the uninspiring original terrace to the playful retro-modern feel of the rest of the house. Explains the owner, who shares the home with her husband and three children, ages 8, 9 and 10, “We wanted a fun entertaining space with a clean, comfortable look that allowed the view of the lake and the landscaping to take center stage.”

Zahr Fleming created an inviting, all-season outdoor living room that utilizes the ample covered area of the original 1,000-square-foot terrace. A dropped cedar soffit, stained to look like teak and attached to the original framing, is not only attractive but functional, housing recessed lighting and infrared heat panels. Speakers that are connected to the main entertainment system, along with an outdoor fireplace, ensure that the terrace is entertainment-ready year-round. Contemporary fixtures from Seattle lighting manufacturer Resolute, mounted on a sliding track, supply additional lighting that can be customized to suit any occasion. Abundant seating, as well as an interesting sculptural element, is provided by a custom-designed



29-foot bench made of powder-coated steel and bronze-stained concrete, furnished with rich mohair-like cushions that can be stored underneath the bench when not in use. The backside of the bench doubles as a concrete planter, and the bench and planter are stylishly separated by a cedar platform, stained to match the wooden soffit, that is “a great place to set your martini,” says Zahr Fleming. Italian tiles in a neutral shade complement the natural, Northwesty look of the other materials.

The completed terrace “increases the square footage of the main living area and can be enjoyed even on chilly evenings,” says Zahr Fleming. She adds, “We’ve gotten to know the family’s personalities and lifestyle really well, so are able to design spaces that fit them like a glove.”

TEAM

- ARCHITECT: SUZANNE ZAHR FLEMING, ZDS ARCHITECTS, 123 BOYLSTON AVE. E, SUITE C, SEATTLE; 206.937.6937; ZDSARCHITECTS.COM
- INTERIOR DESIGNER: GARY HENDERSON, HENDERSONKELLY, 123 BOYLSTON AVE. E, SUITE C, SEATTLE; 206.343.4330; HENDERSONKELLY.NET
- GENERAL CONTRACTOR: JEN MAHLER, SCHULTZMILLER, 822 JOHN ST., SEATTLE; 206.281.1234; SCHULTZMILLER.COM
- COMPLETION DATE: SEPTEMBER 2008
- ARCHITECT’S ADVICE ON OUTDOOR REMODELING: “JUST AS WITH ANY OTHER ROOM OF THE HOUSE,” SAYS ZAHR FLEMING. “ACTIVATING AN OUTDOOR LIVING SPACE REQUIRES ATTENTION TO PROPORTIONS, LIGHTING AND FINISHES.”

Clockwise from top: Seating options abound—on lounges, by the fireside or along the custom bench—and all afford gorgeous garden views. The sleek concrete planter, seen from the path leading down to the pool and lake, provides privacy and practicality. The original cold, gray terrace needed warmth in every sense.



ASHLEY RICHARDSON